EXPLODED DIAGRAM

Partition assembling

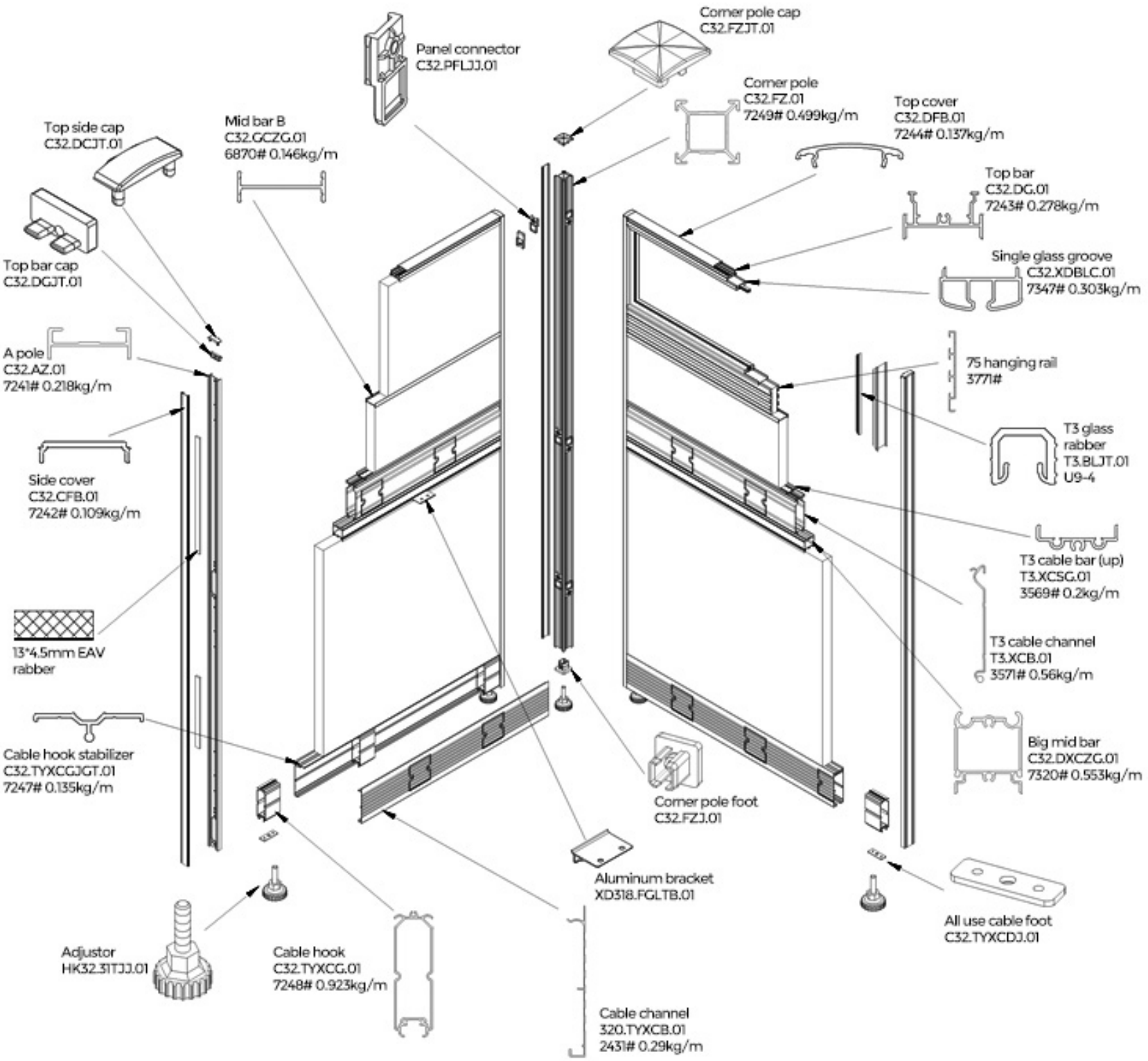
Corner pole cap
C32.FZJT.01
Panel connector
C32.PFLJJ.01
Corner pole
C32.FZ.01
7249# 0.499kg/m
Top cover
C32.DFB.01
7244# 0.137kg/m
Top side cap
C32.DCJT.01
Mid bar B
C32.GCZG.01
6870# 0.146kg/m
Top bar
C32.DG.01
7243# 0.278kg/m
Top bar cap
C32.DGJT.01
Single glass groove
C32.XDBLC.01
7347# 0.303kg/m
A pole
C32.AZ.01
7241# 0.218kg/m
75 hanging rail
3771#
T3 glass
rabber
T3.BLJT.01
U9-4
Side cover
C32.CFB.01
7242# 0.109kg/m
T3 cable bar (up)
T3.XCSG.01
3569# 0.2kg/m
13*4.5mm EAV
rabber
T3 cable channel
T3.XCB.01
3571# 0.56kg/m
Cable hook stabilizer
C32.TYXCGJGT.01
7247# 0.135kg/m
Big mid bar
C32.DXCZG.01
7320# 0.553kg/m
Corner pole foot
C32.FZJ.01
Aluminum bracket
XD318.FGLTB.01
All use cable foot
C32.TYXCDJ.01
Adjustor
HK32.31TJJ.01
Cable hook
C32.TYXCG.01
7248# 0.923kg/m
Cable channel
320.TYXCB.01
2431# 0.29kg/m

ACCESSORIES DISPLAY

Components general list



A Pole C32.AZ.01
7241# 0.218kg/m



Side Cover C32.CFB.01
7242# 0.109kg/m



Top Cover C32.DFB.01
7244# 0.137kg/m

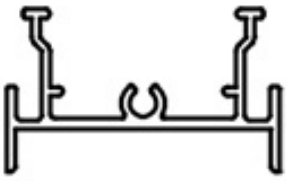

Mid Bar A C32.FGZG.01
6772# 0.244kg/m

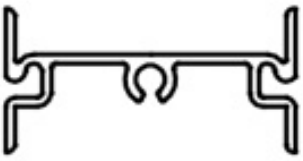

Mid Bar A C32.FGZG.01
6772# 0.244kg/m

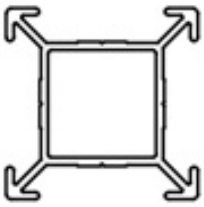

Corner pole C32.FZ.01
7249# 0.499kg/m

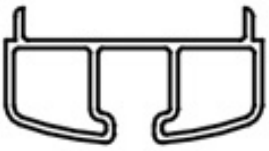

Single Glass Grove
C32.XDBLC.01
7347# 0.303kg/m

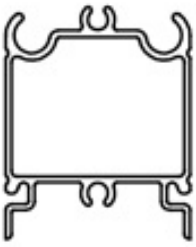

Big Mid Bar
C32.DXCZG.01
7320# 0.553kg/m

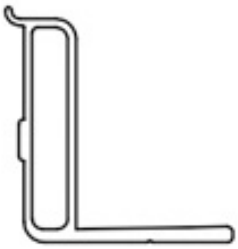

C32.DMFGHGLJJ.01
7319# 0.728kg/m

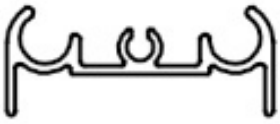

Cable Bar（down）
C32.XCXG.01
7246# 0.24kg/m



Cable Hook Stabilizer
C32.TYXCGJGT.01
7247# 0.135kg/m

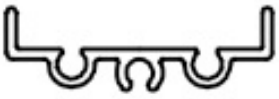

T3 Cable Bar（up）
T3.XCSG.01
3569# 0.2kg/m



Mid Bar B
C32.GCZG.01
6807# 0.146kg/m

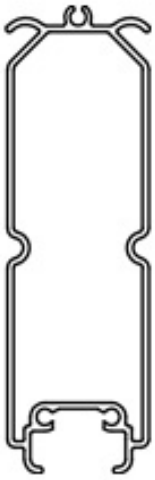

Cable Hook
C32.TYXCG.01
7248# 0.923kg/m

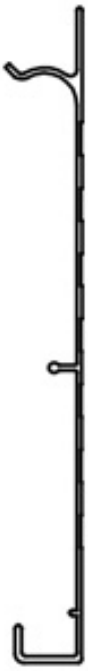

320 Cable Chanel
320.TYXCB.01
2431# 0.29kg/m



T3 Cable Channel
T3.XCB.01
3571# 0.56kg/m

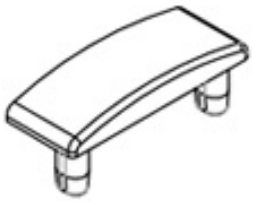

Top Side Cap
C32.DCJT.01

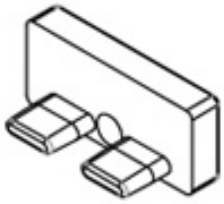

Top Bar Cap
C32.DGJT.01

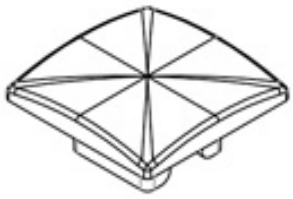

Corner Pole Cap
C32.FZJT.01

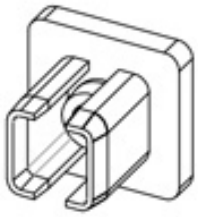

Corner Pole Foot
C32.FZJ.01

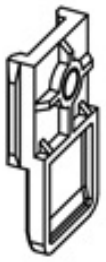

Panel Connector
C32.PFLJJ.01
（with M6*8 X screw）

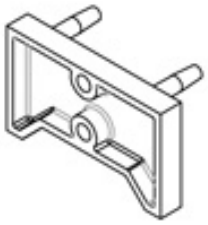

T3 Cable Connector
T3.XCBJT.01

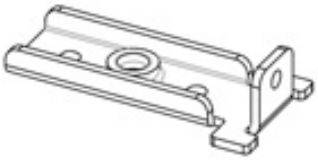

Single Foot
C32.DLJ.01

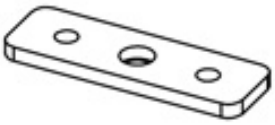

All Use Cable Foot
C32.TYXCDJ.01

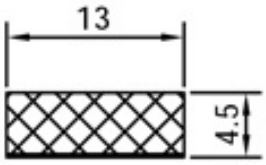

13*4.5mm
EAV Rabber

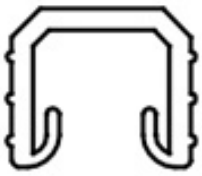

T3 Glass Rabber
T3.BLJT.01 U9-4

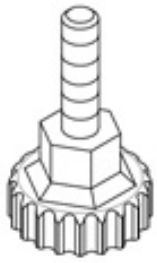

HK32 Adjustor
HK32.31TJJ.01

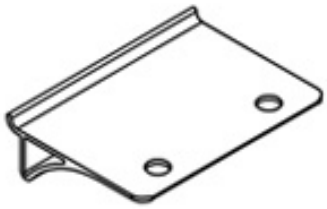

XD318 Aluminum Bracket
XD318.FGLTB.01

PUNCHING DIE

Holes punching

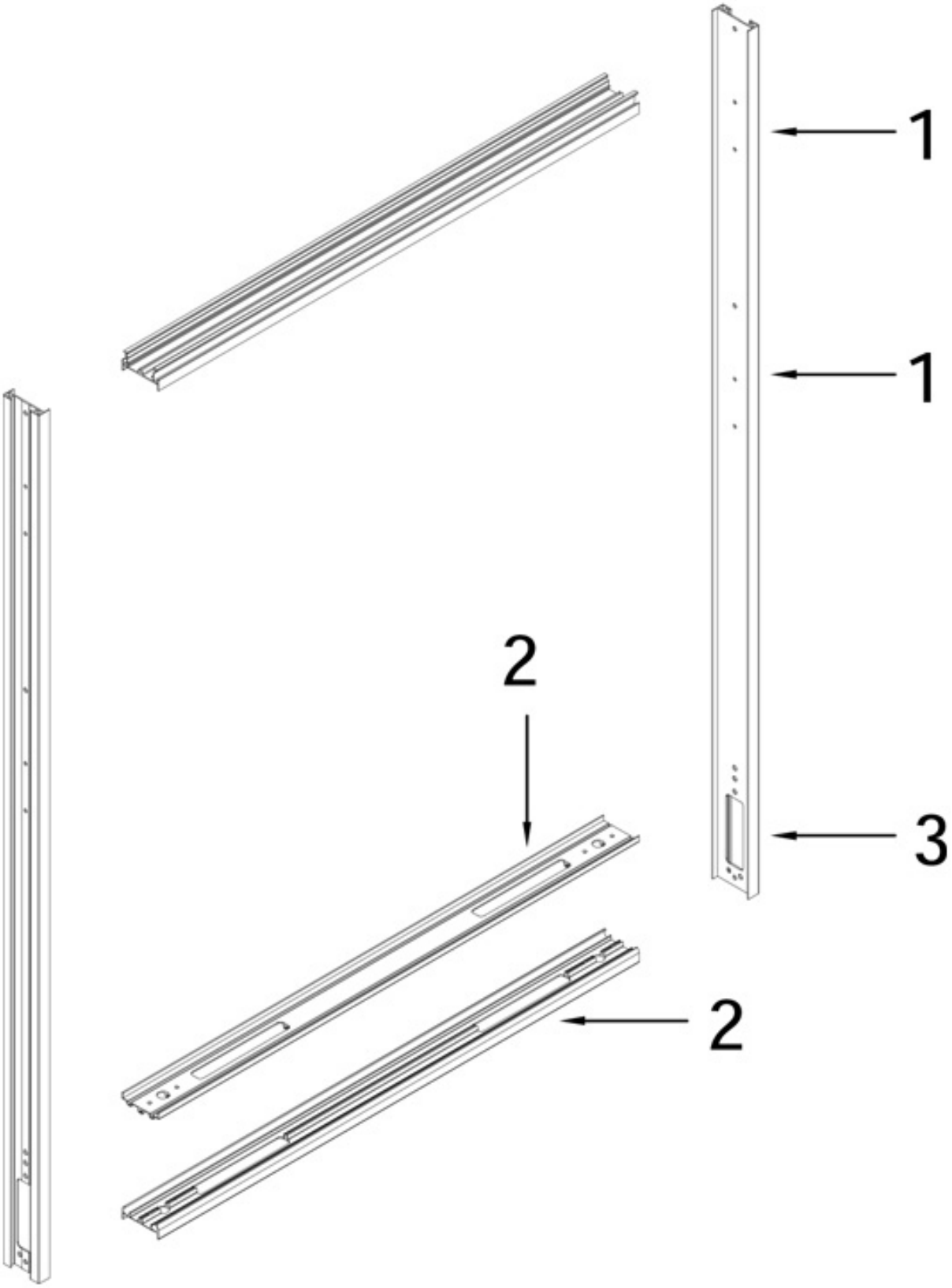

1:Mould for panel connector&top bar holes on A pole

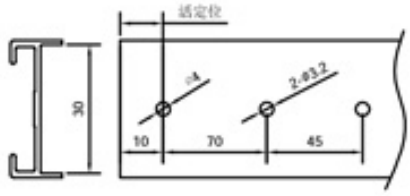
活定位
30
Ø4
2-Ø3.2
10
70
45

C32 A pole

2:Mould for wire&adjustor holes on cable bar(down)

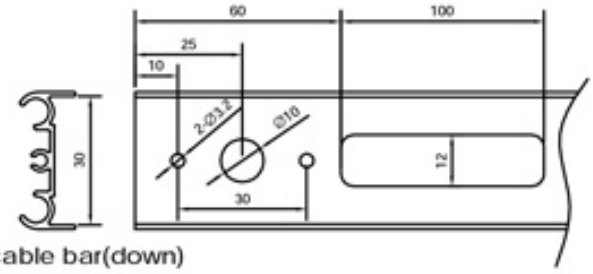
60
100
25
10
2-Ø3.2
Ø10
30
12
30

C32 cable bar(down)

3:Mould for wire to T3 cable channel holes on A pole

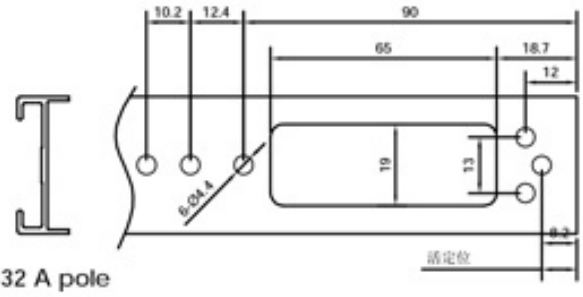
10.2
12.4
90
65
18.7
12
19
13
6-Ø4.4
8.2

C32 A pole

ALUMINUM CUTTIING DETAILS

Cut length logic of profiles

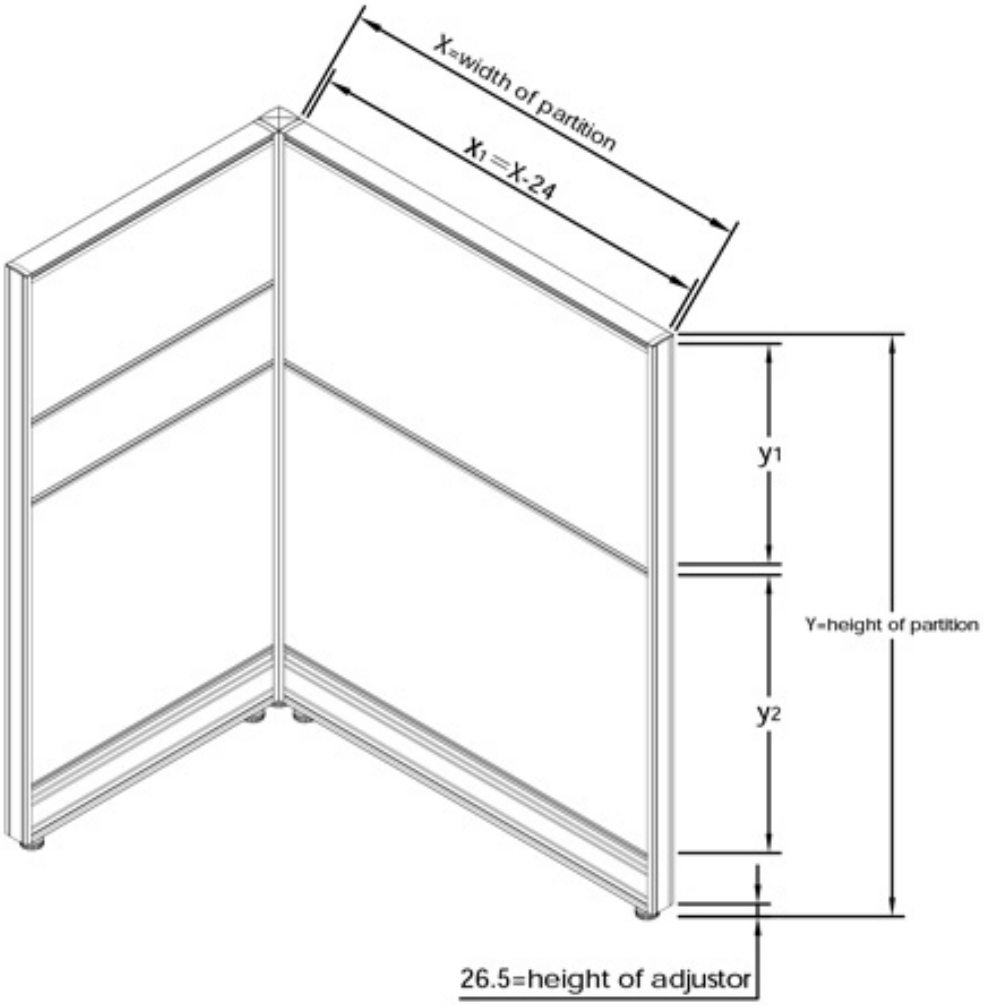
X=width of partition
X1=X-24
y1
y2
Y=height of partition
26.5=height of adjustor

unit：mm

Name	Code	Size	Diagram
top cover	C32.DFB.01	X-24	
top bar	C32.DG.01	X-24	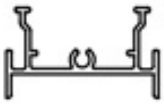
mid bar A	C32.FGZG.01	X-24	
mid bar B	C32.GCZG.01	X-24	

Name	Code	Size	Diagram
A pole	C32.AZ.01	Y-31	
side cover	C32.CFB.01	Y-31	
corner pole	C32.FZ.01	Y-31	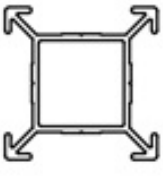

cable bar(up)	C32.XCSG.01	X-24	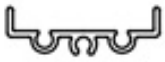
cable bar (down)	C32.XCXG.01	X-24	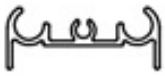
cable hook holder	C32.TYXCGJGT.01	X-44	
big mid bar	C32.DXCZG.01	X-24	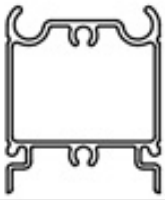
cable channel	320.XCB.01	X-24	
T3 cable channel	T3.XCB.01	X-25	

C50&C30 corner pole	C50.50+30LJZ.01	Y-26	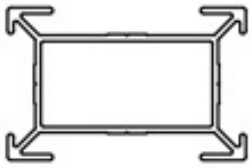
single glass groove	C32.XDBLC.01	y1-10	
single glass groove	C32.XDBLC.01	X-24	
75accessories rail	C32.75GCB.01	X-15	

BOARD CUTTING DETAILS

Cut length logic of partition blocks

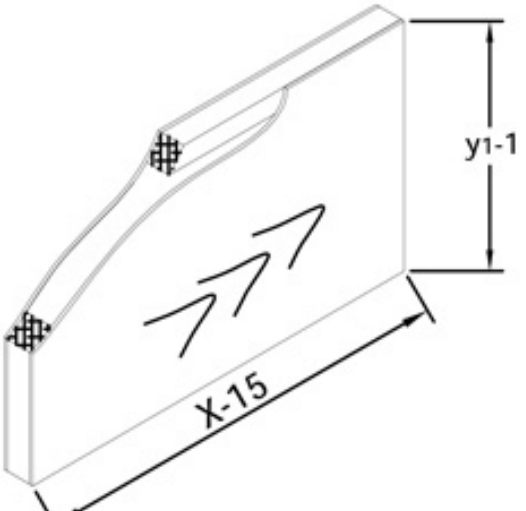

melamine

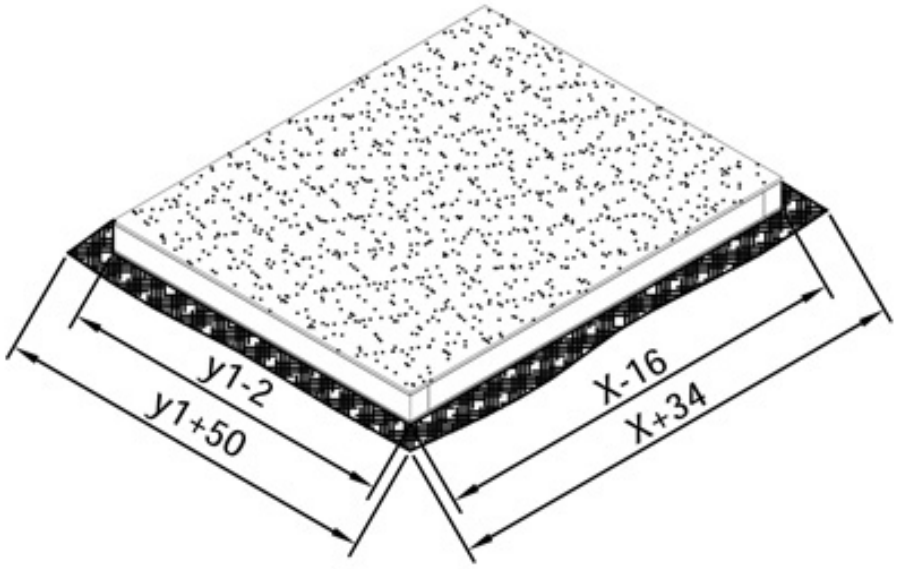
y1-2
y1+50
X-16
X+34

board with fabric

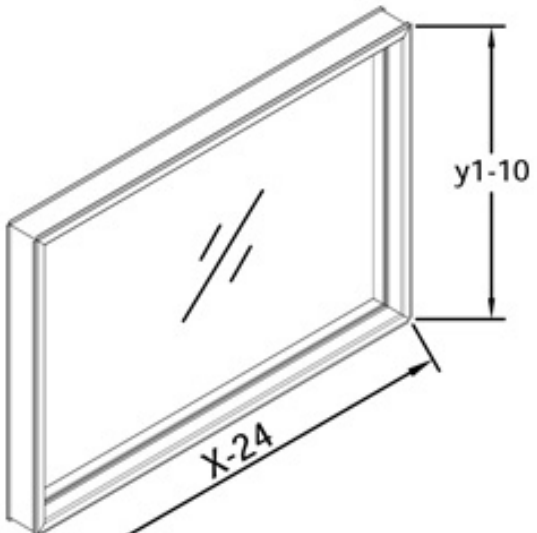

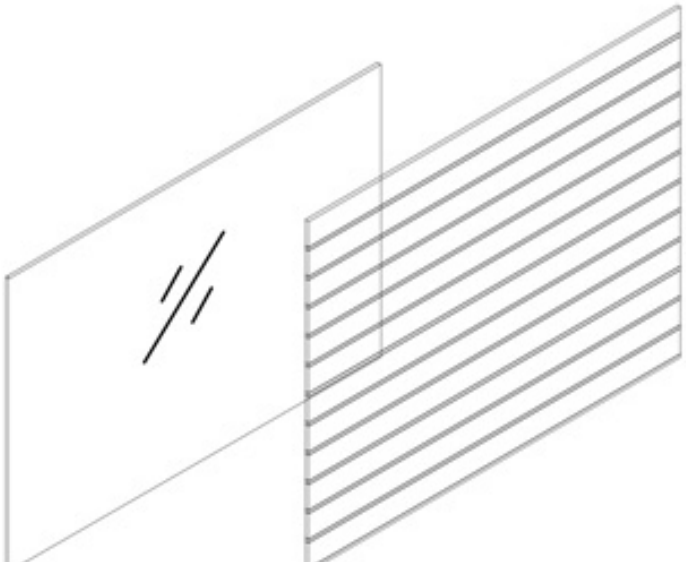

glass frame glass polycabonate

STRUCTURE DISPLAY

01 STRUCTURE

I.C32 Structure details：

1.Panel-base system, aluminum frame includes powder coated and anodized.

2.Block material:(4mm)glass/polycabonate,melamine, fabric,metal sheet, white board and accessories rail.

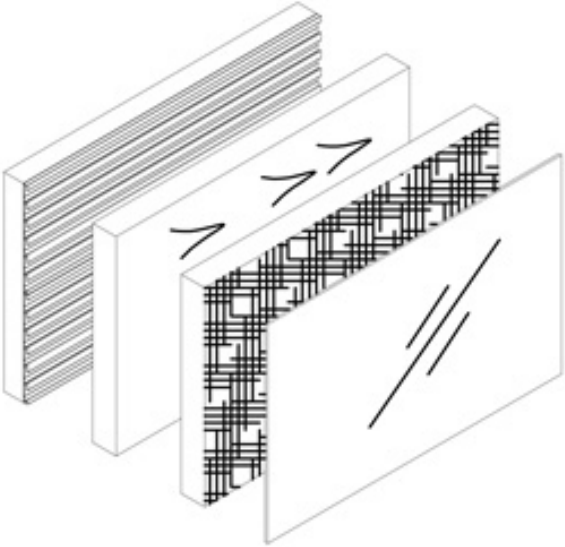

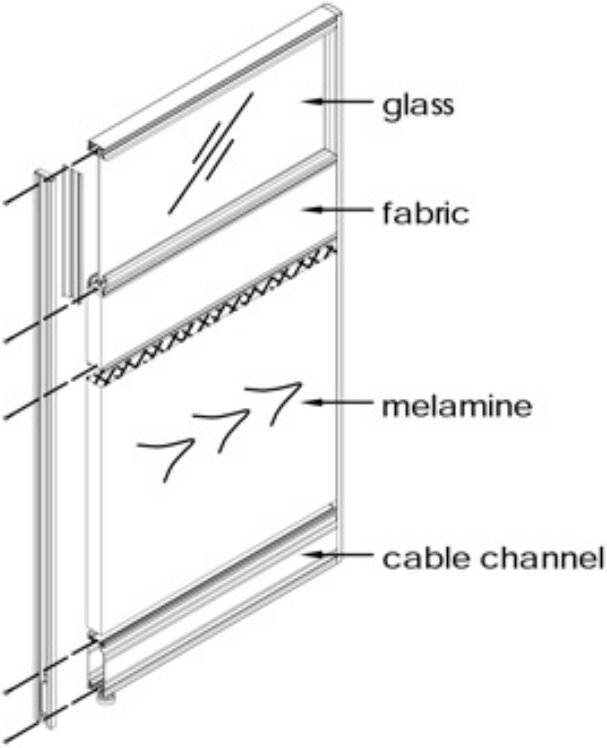
glass
fabric
melamine
cable channel

3.C32 cable channel (wire): three options.

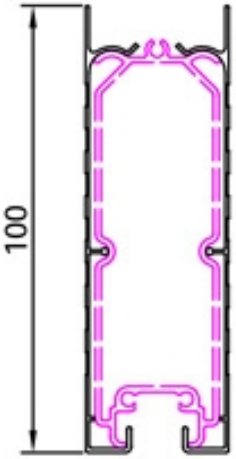

All-purpose
cable channel

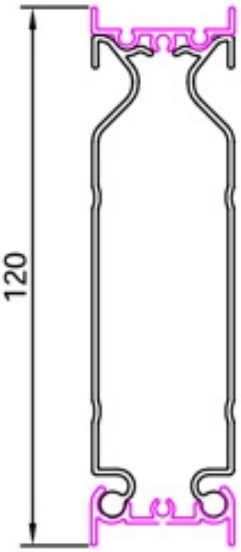

T3 cable channel

02

CONNECTIONS

I.C32 between panels and poles

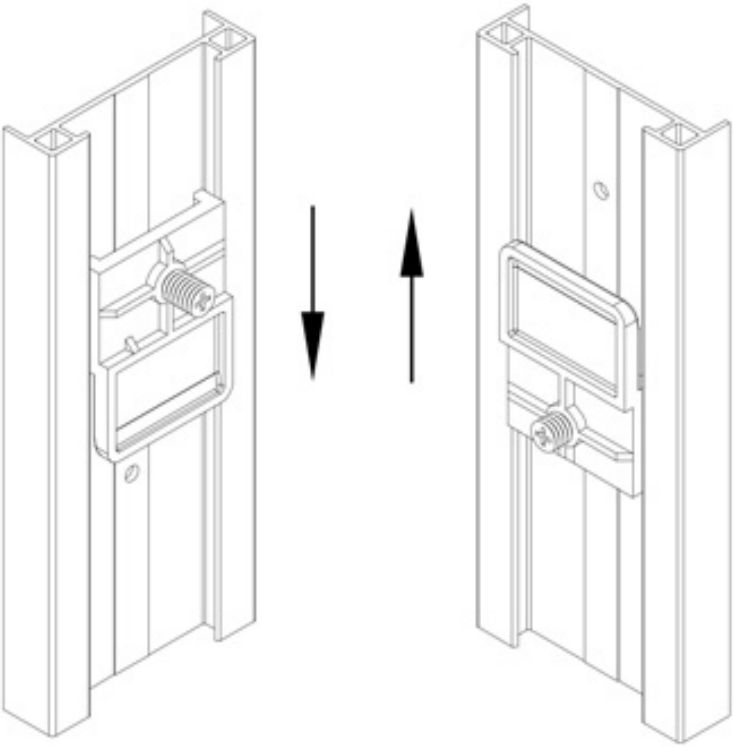

fastening

II.Different thickness connections(take L shape for example)

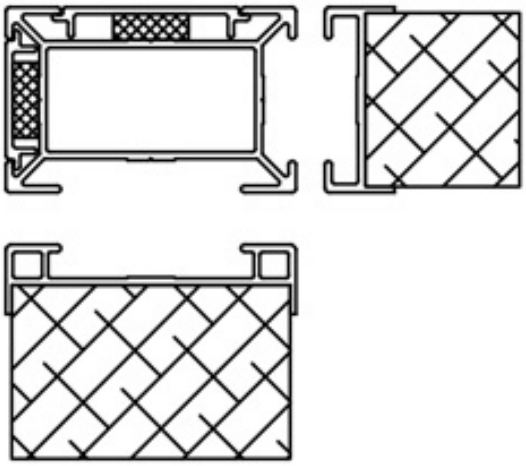

C32&C50

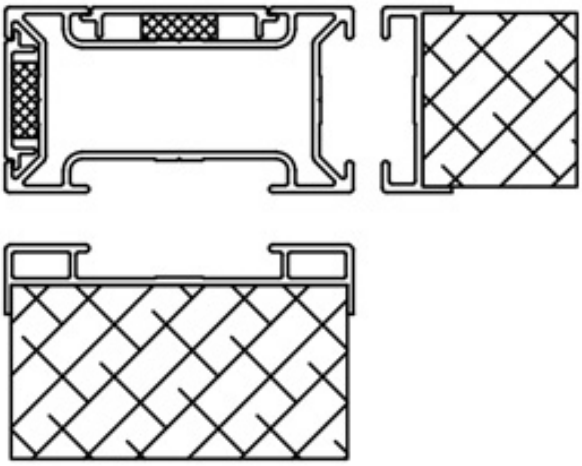

C32&C60

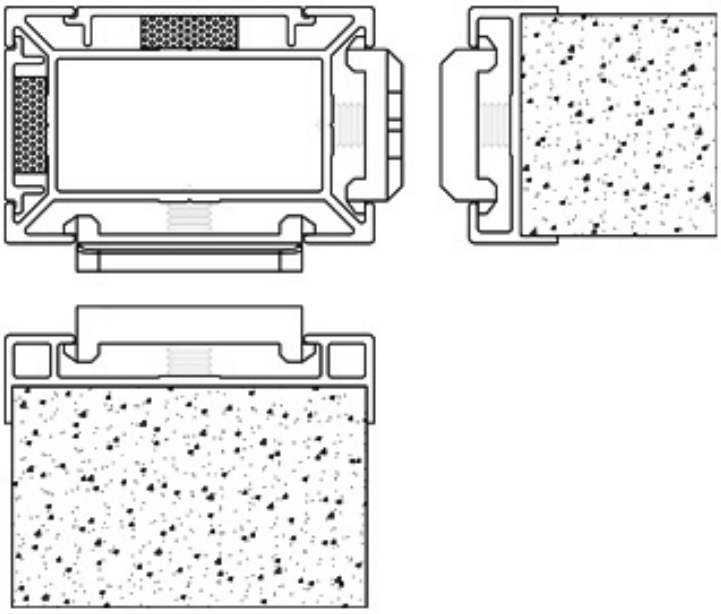

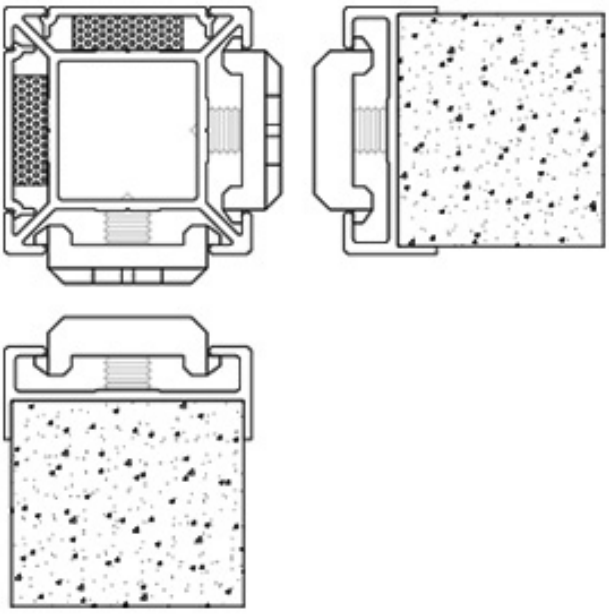

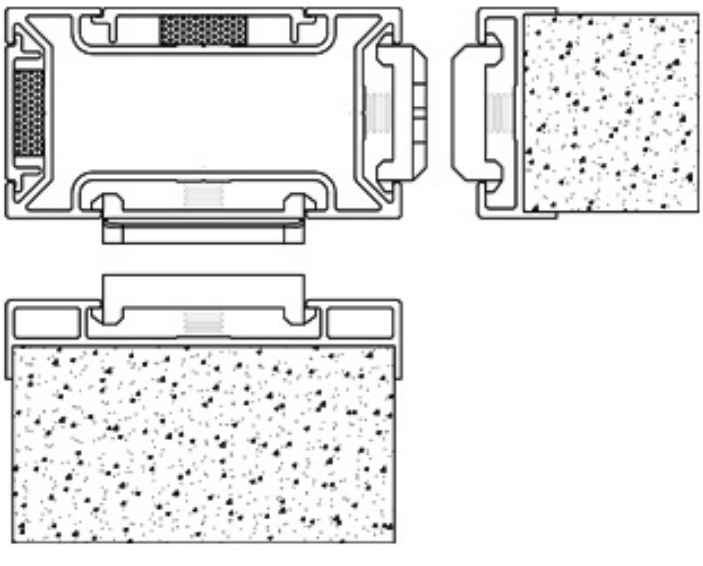

I.C32 details：

1.aluminum frame, block system partition

2.C32 thickness:32mm

II.END TRIM

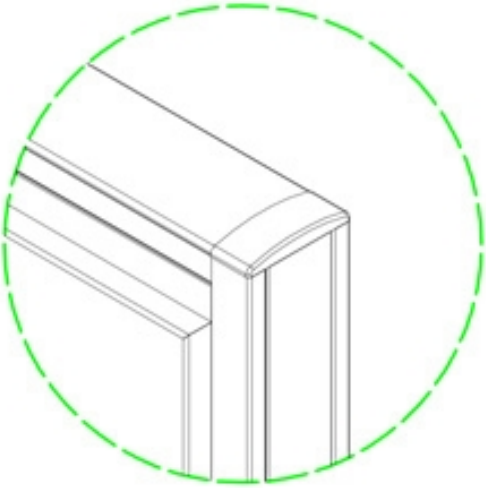

III.Corner connections

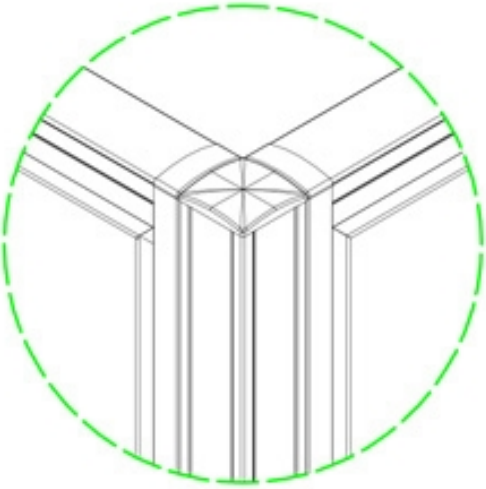

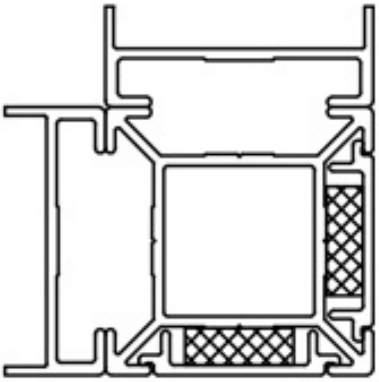

II.Capacity of cable channel

C32



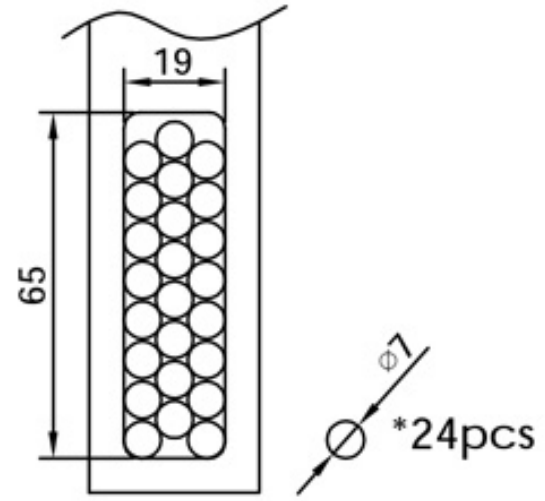
19
65
ϕ7
*24pcs

All-puepose cable channel
& T3-120 cable channel

04

C32 SUPPORTINGS SYSTEM

L shape workstation for example

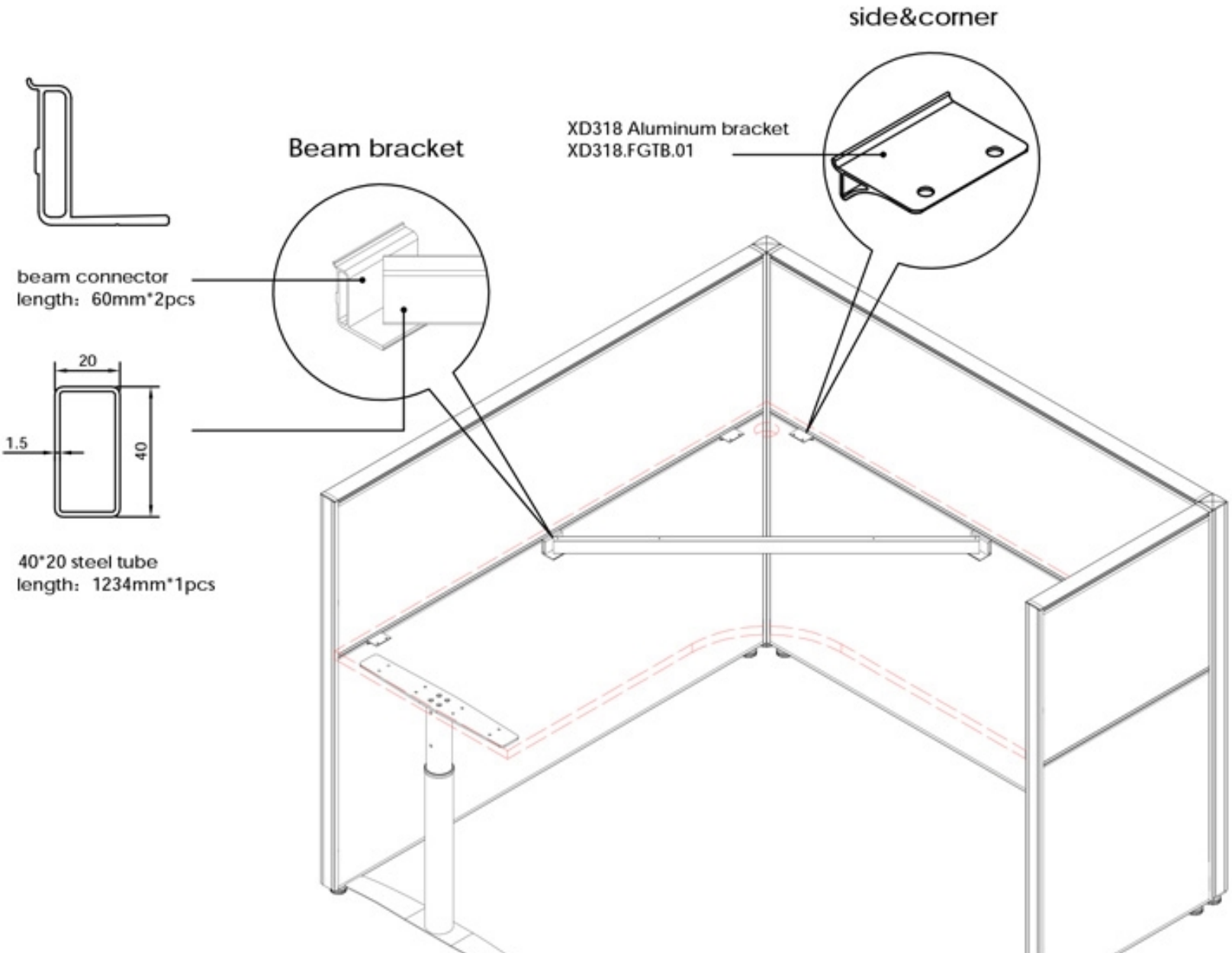
side&corner
Beam bracket
20
1.5
40

XD318 Aluminum bracket
XD318.FGTB.01

beam connector
length：60mm*2pcs

40*20 steel tube
length：1234mm*1pcs

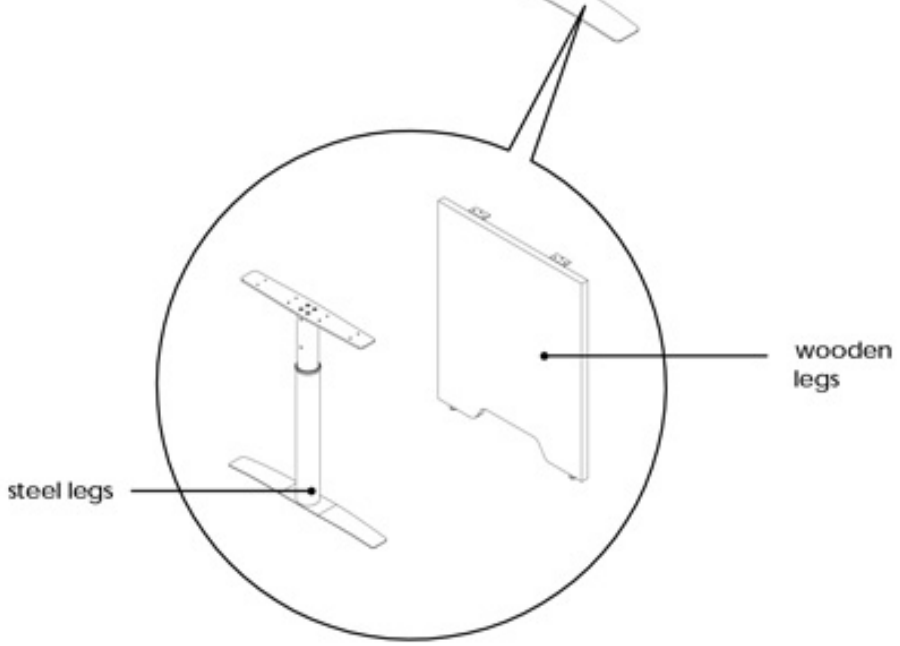
wooden legs
steel legs

Two options of side support

05

C32 HANGINGS SYSTEM

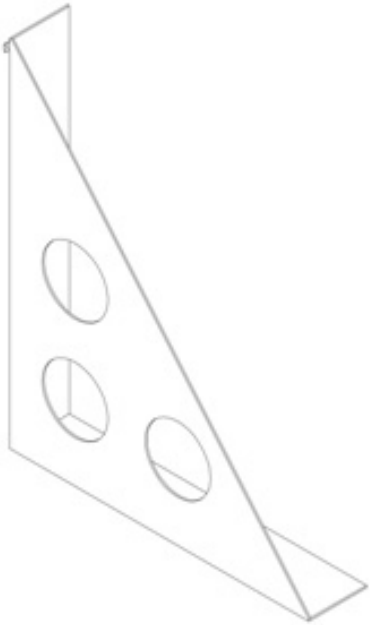

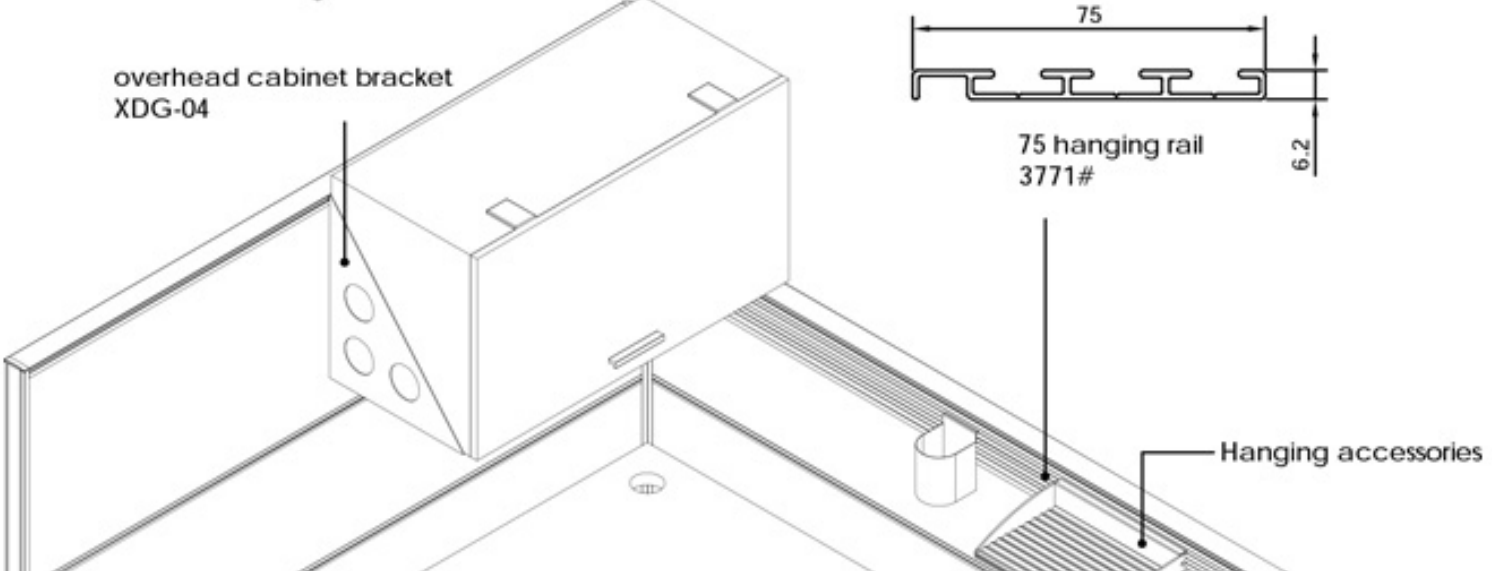
overhead cabinet bracket XDG-04
75
6.2
75 hanging rail 3771#
Hanging accessories

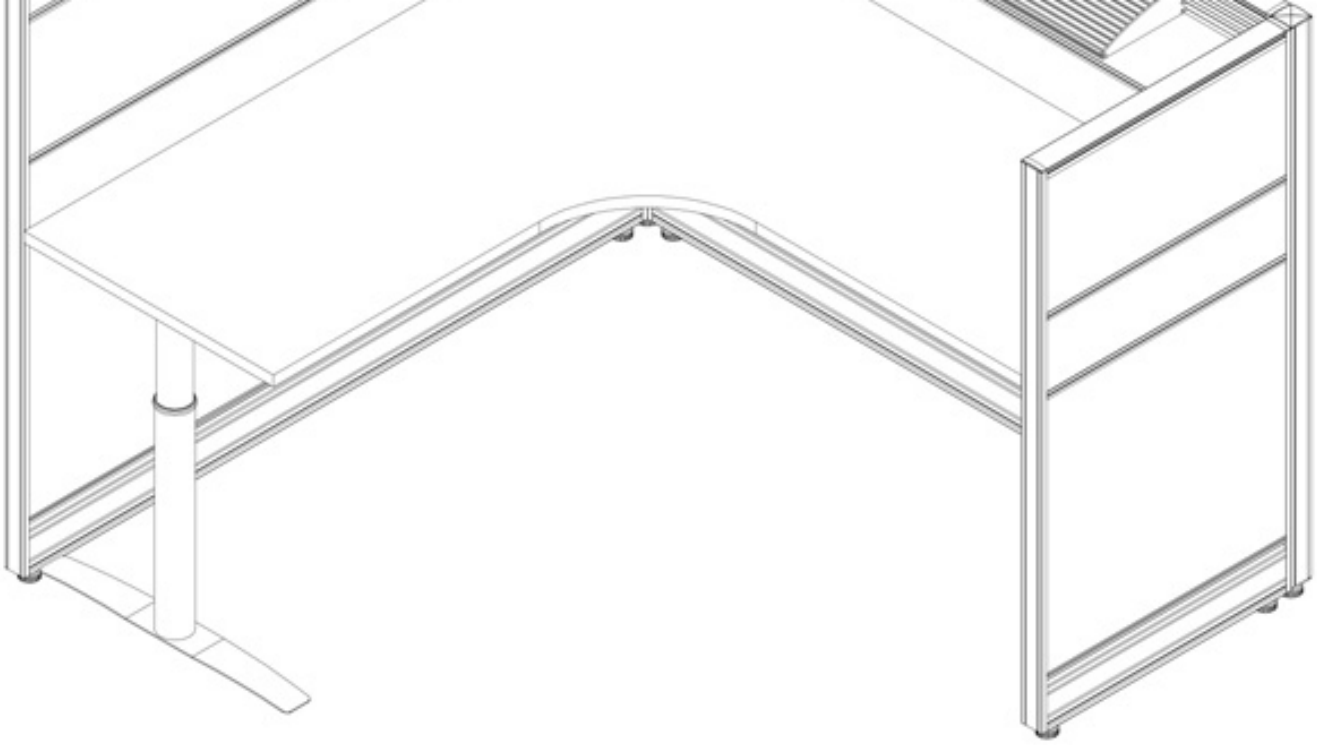

PACKAGE

Tight and firm, not easy to scatter