EXPLODED DIAGRAM

Partition assembling

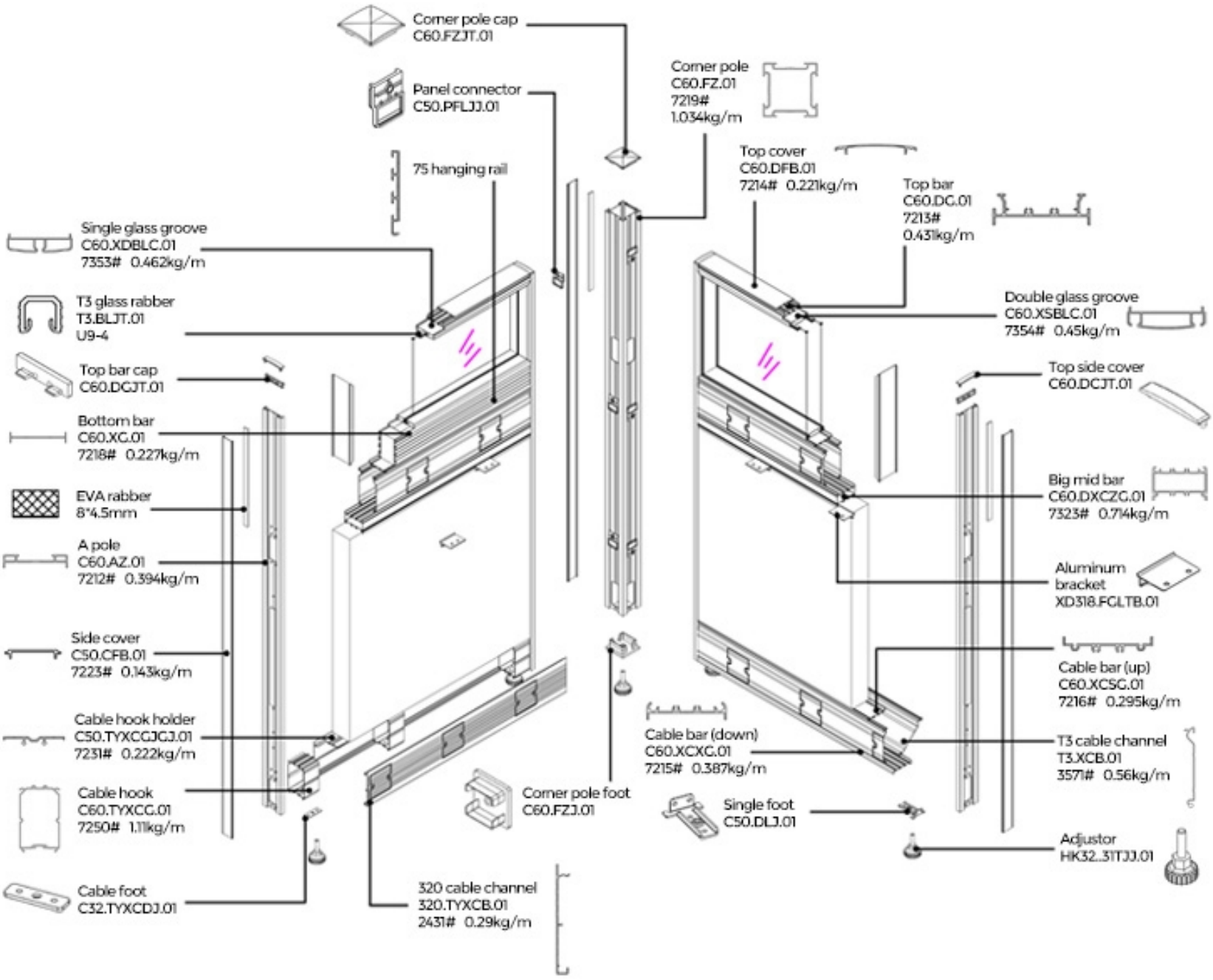
Corner pole cap
C60.FZJT.01
Panel connector
C50.PFLJJ.01
Corner pole
C60.FZ.01
7219#
1.034kg/m
75 hanging rail
Top cover
C60.DFB.01
7214# 0.221kg/m
Top bar
C60.DG.01
7213#
0.431kg/m
Single glass groove
C60.XDBLC.01
7353# 0.462kg/m
T3 glass rabber
T3.BLJT.01
U9-4
Double glass groove
C60.XSBLC.01
7354# 0.45kg/m
Top bar cap
C60.DGJT.01
Top side cover
C60.DCJT.01
Bottom bar
C60.XG.01
7218# 0.227kg/m
EVA rabber
8*4.5mm
Big mid bar
C60.DXCZG.01
7323# 0.714kg/m
A pole
C60.AZ.01
7212# 0.394kg/m
Aluminum
bracket
XD318.FGLTB.01
Side cover
C50.CFB.01
7223# 0.143kg/m
Cable bar (up)
C60.XCSG.01
7216# 0.295kg/m
Cable hook holder
C50.TYXCGJCJ.01
7231# 0.222kg/m
Cable bar (down)
C60.XCXG.01
7215# 0.387kg/m
T3 cable channel
T3.XCB.01
3571# 0.56kg/m
Cable hook
C60.TYXCG.01
7250# 1.11kg/m
Corner pole foot
C60.FZJ.01
Single foot
C50.DLJ.01
Adjustor
HK32..31TJJ.01
Cable foot
C32.TYXCDJ.01
320 cable channel
320.TYXCB.01
2431# 0.29kg/m

ACCESSORIES DISPLAY

Components general list


A pole C60.AZ.01
7212# 0.394kg/m


side cover C50.CFB.01
7223# 0.143kg/m


top cover C60.DFB.01
7214# 0.221kg/m

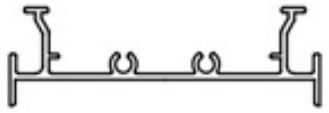
top bar C60.DG.01
7213# 0.431kg/m

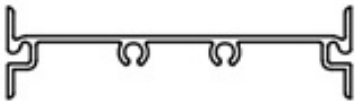
mid bar A C60.FGZG.01
7217# 0.346kg/m

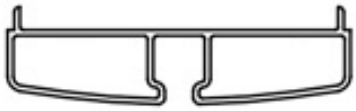
single glass groove
C60.XDBLC.01
7353# 0.462kg/m


double glass groove
C60.XSBLC.01
7354# 0.45kg/m


bottom bar
C60.XG.01
7218# 0.227kg/m

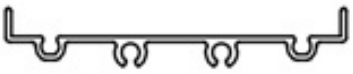
cable bar(up)
C60.XCSG.01
7216# 0.295kg/m

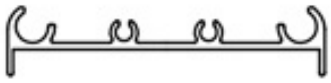
cable bar (down)
C60.XCXG.01
7215# 0.387kg/m

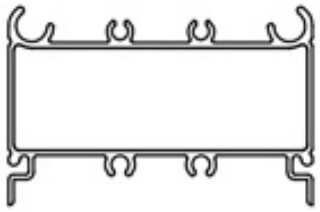
big mid bar
C60.DXCZG.01
7323# 0.714kg/m


C50 cable hook stabilizer
C50.TYXCGJGJ.01
7231# 0.222kg/m


T3 cable channel
T3.XCB.01
3571# 0.56kg/m


320 cable channel
320.TYXCB.01
2431# 0.29kg/m


cable hook
C60.TYXCG.01
7250# 1.11kg/m


C32 side cover
C32.CFB.01
7242# 0.109kg/m


C20 side cover
C20.CFB.01
7304# 0.051kg/m



C60&C20 corner
pole C60.60+20LJZ.01
7316# 0.609kg/m

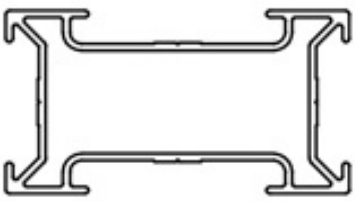

C60&C30 corner pole
C60.60+30LJZ.01
7221# 0.824kg/m

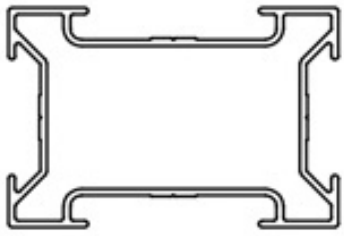

C60&C40 corner pole
C60.60+40LJZ.01
7220# 0.884kg/m

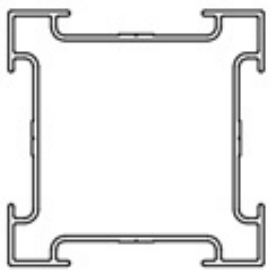

corner pole
C60.FZ.01
7219# 1.034kg/m

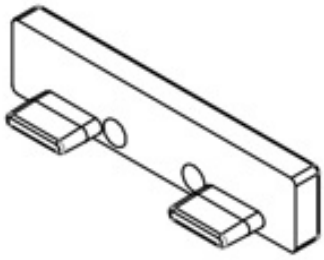

top bar cap
C60.DGJT.01

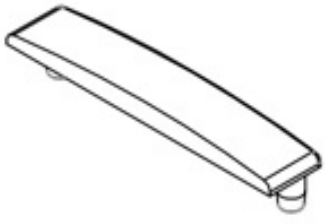

top side cap
C60.DCJT.01

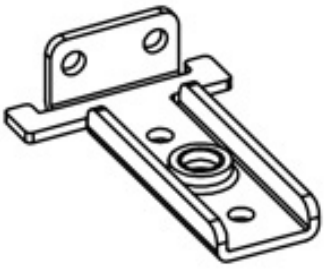

C50 single foot
C50.DLJ.01

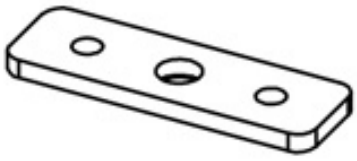

C32 cable foot
C32.TYXCDJ.01

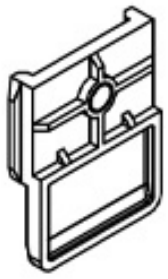

C50 panel connector
C50.PFLJJ.01
(with M6*8 X screw)

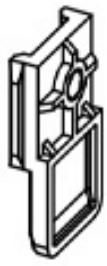

C32 panel connector
C32.PFLJJ.01
(with M6*8 X screw)

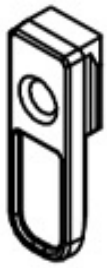

C20 corner pole
panel connector
C20.FZPFLJJ.01
(with M6*8 X screw)

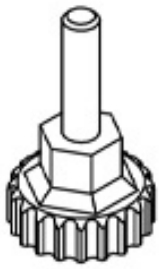

HK32 adjustor
HK32.31TJJ.01

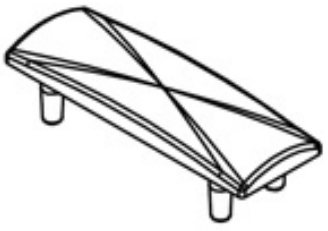

C60&C20 cap
C60.60+20JT.01

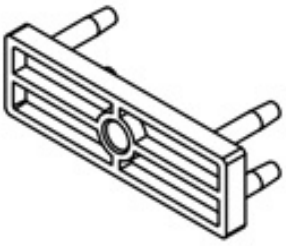

C60&C20 corner pole
foot C60.60+20LJZDJ.01

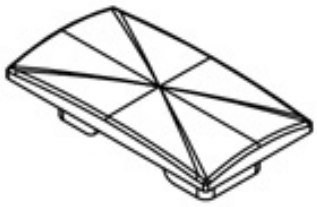

C60&C30 cap
C60.60+30JT.01

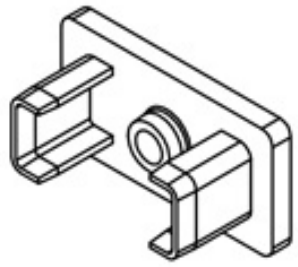

C60&C30 corner pole foot
C60.60+30LJZDJ.01

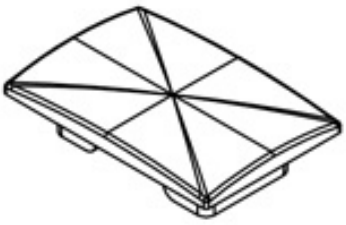

C60&C40 cap
C60.60+40JT.01

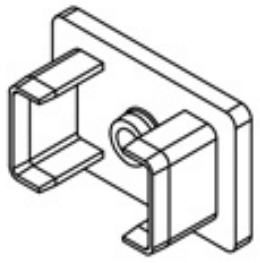

C60&C40 corner pole
foot C60.60+40LJZDJ.01

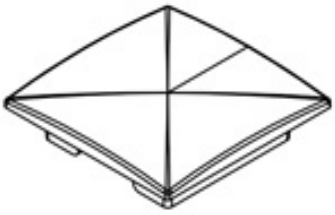

corner pole cap
C60.FZJT.01

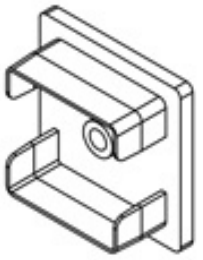

corner pole foot
C60.FZJ.01

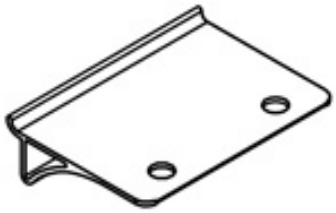

XD318 Aluminum bracket
XD318.FGLTB.01

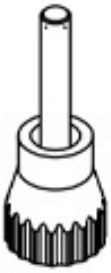

C20 adjustor
C20.20-M6TJJ.01

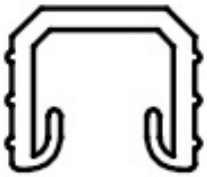

T3 glass rabber
T3.BLJT.01
U9-4

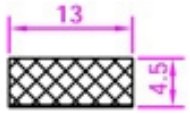

13*4.5mm EAV
rabber

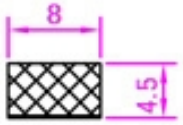

8*4.5mm EAV
rabber

PUNCHING DIE

Holes punching



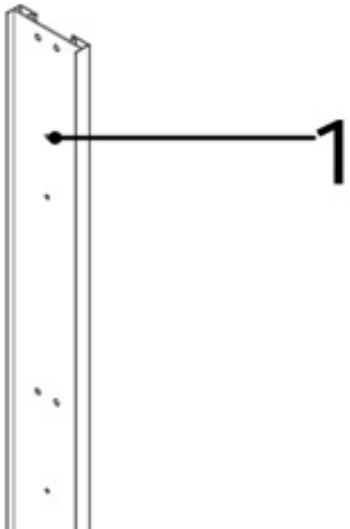

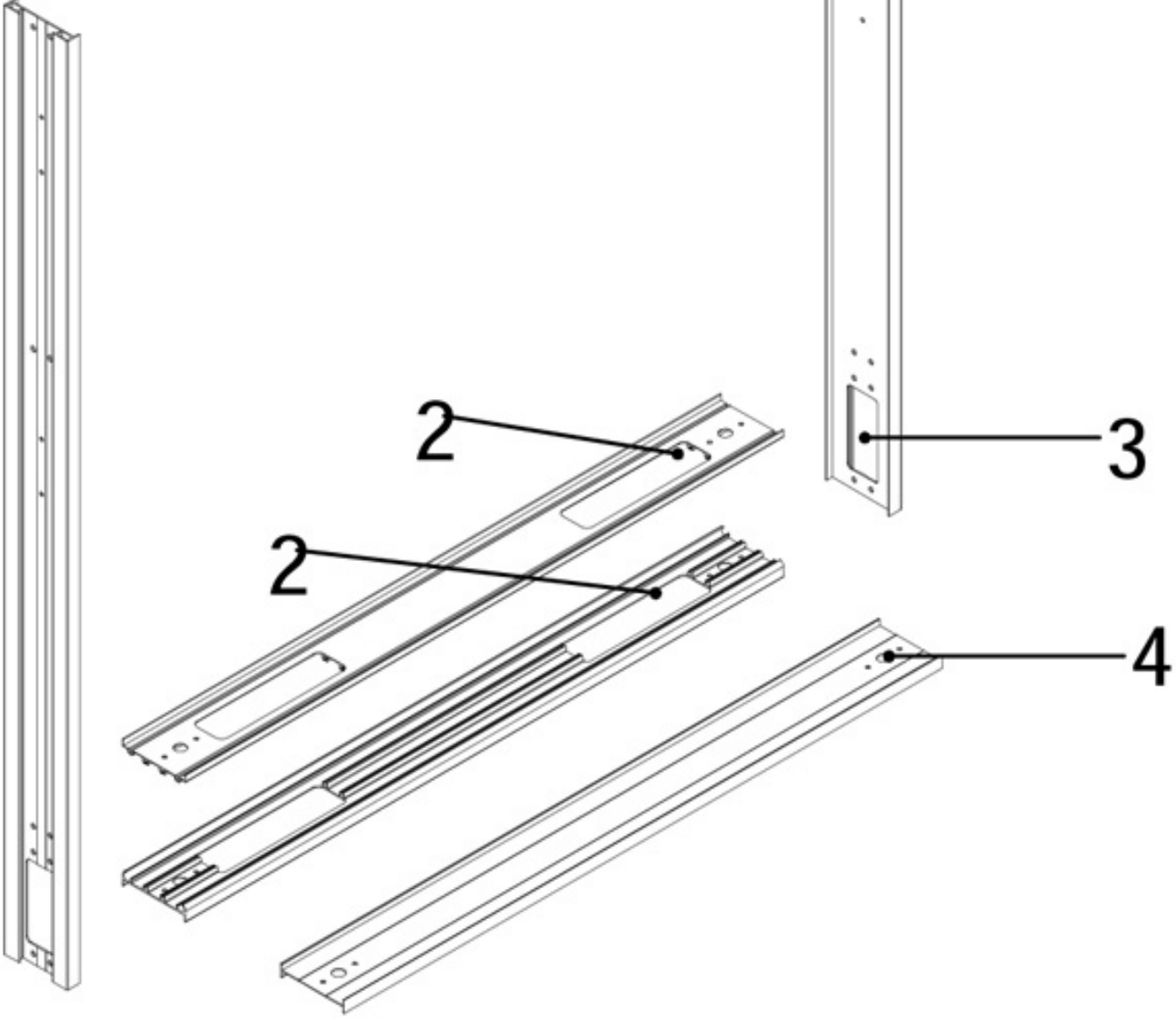

1:Mould for panel connector&top bar holes on A pole



C60 A pole

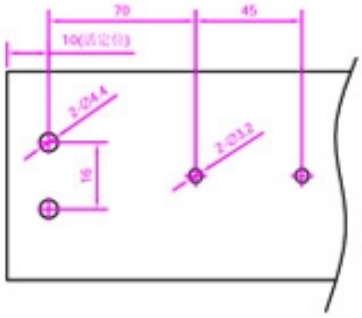
70
45
10
2-Ø4.4
2-Ø3.2
16

2:Mould for wire&adjustor holes on cable bar(down)

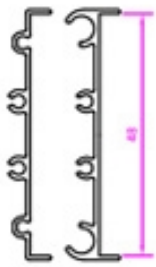

C60 cable bar
(up and down)

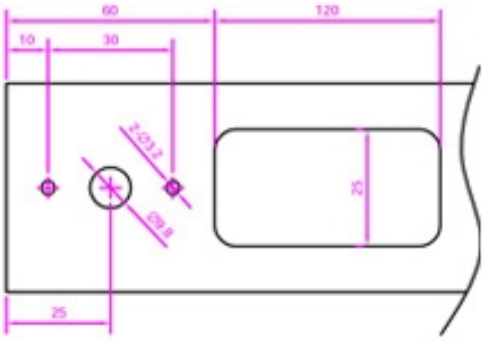
60
120
10
30
2-Ø3.2
Ø9.8
25
25

3:Mould for wire to T3 cable channel holes on A pole



C60 A pole

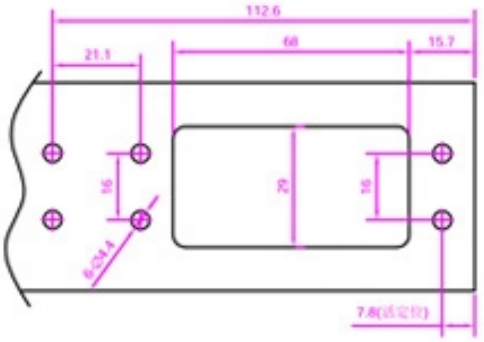
112.6
21.1
68
15.7
16
29
16
6-Ø4.4
7.8

4:Mould for adjustor holes on bottom bar



C60 bottom bar

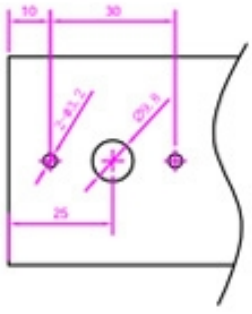
10
30
2-Ø3.2
Ø9.8
25

ALUMINUM CUTTIING DETAILS

Cut length logic of profiles

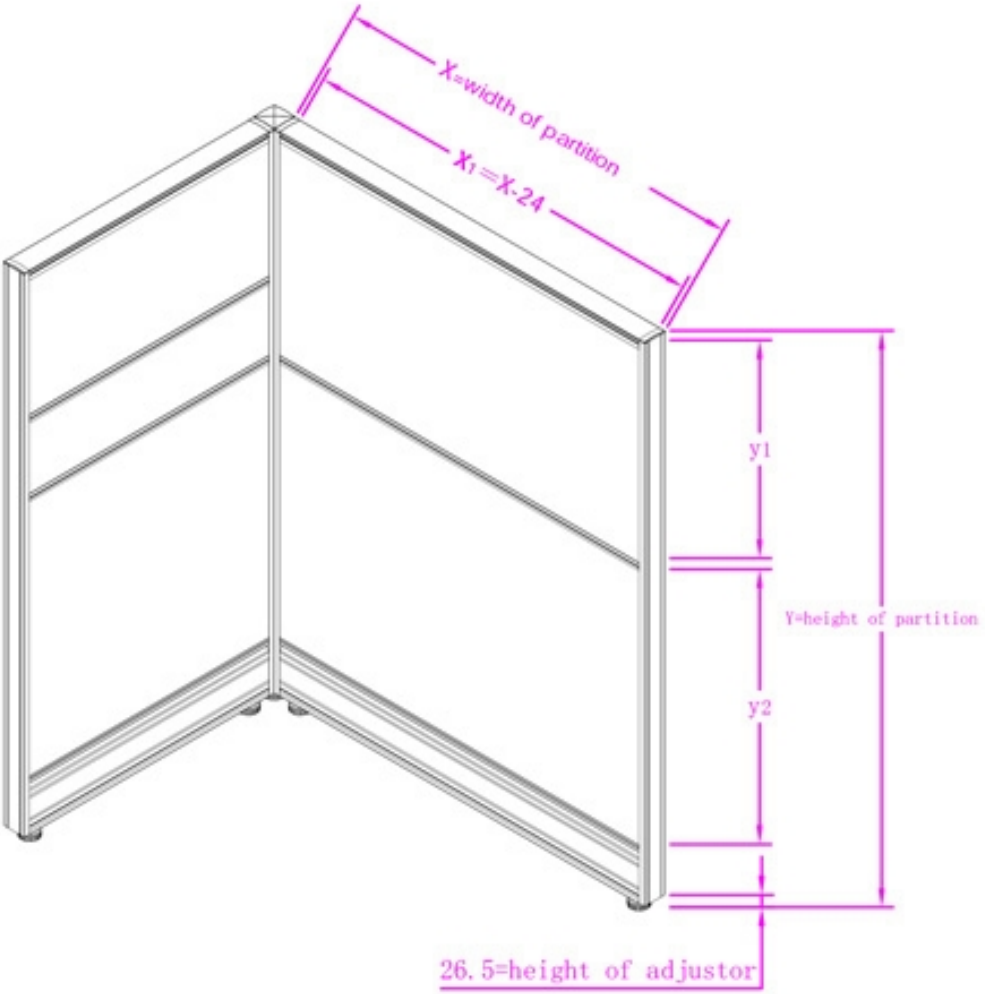
X=width of partition
X1=X-24
y1
y2
Y=height of partition
26.5=height of adjustor

unit：mm

Name	Code	Size	Diagram
top cover	C60.DFB.01	X-24	
top bar	C60.DG.01	X-24	
mid bar A	C60.FGZG.01	X-24	
bottom bar	C60.XG.01	X-24	
cable bar(up)	C60.XCSG.01	X-24	
cable bar (down)	C60.XCXG.01	X-24	

Name	Code	Size	Diagram
A pole	C60.AZ.01	Y-31	
side cover	C50.CFB.01	Y-31	
corner pole	C60.FZ.01	Y-31	
60&30 corner pole	C60.60+30LJZ.01	Y-26	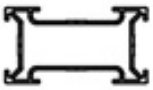

cable hook holder	C50.TYXCGJGJ.01	X-44	
big mid bar	C60.DXCZG.01	X-24	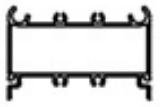
cable channel	320.XCB.01	X-24	
T3 cable channel	T3.XCB.01	X-25	

double glass groove	C60.XDBLC.01	y1-10	
double glass groove	C60.XDBLC.01	X-24	
75 hanging rail	C60.75GCB.01	X-15	

BOARD CUTTING DETAILS

Cut length logic of partition blocks

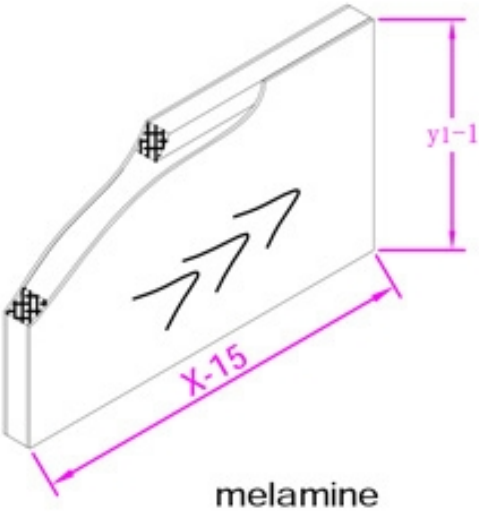

melamine

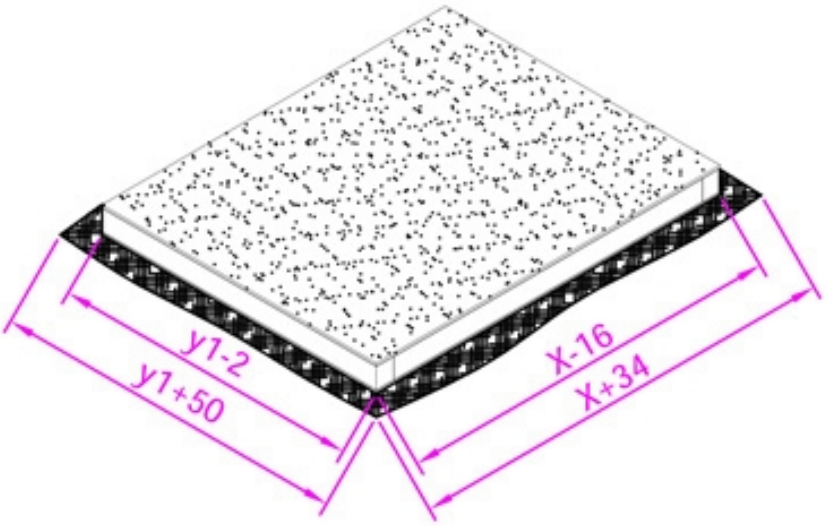
y1-2
y1+50
X-16
X+34

board with fabric

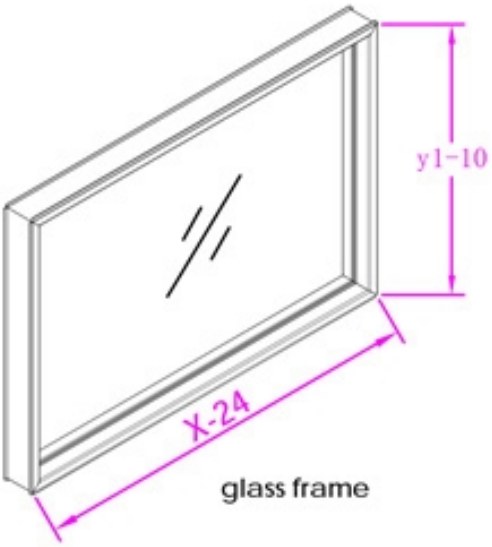

glass frame

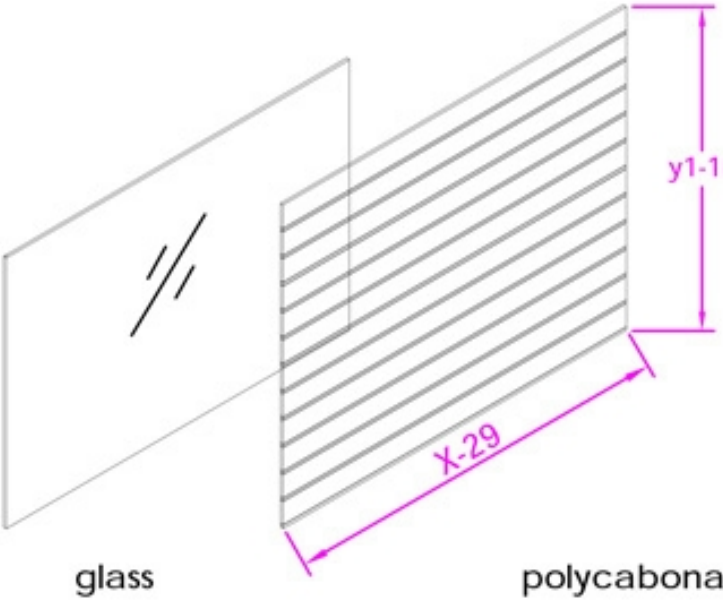

glass

polycabonate

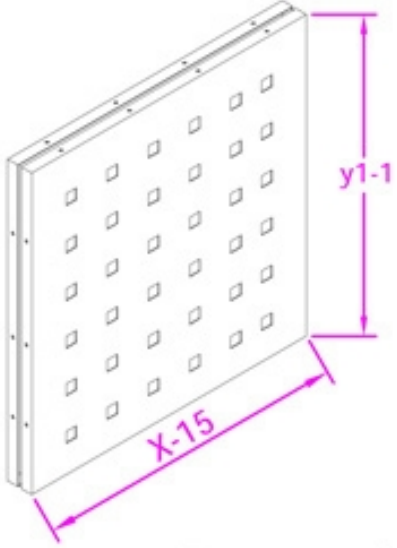

Metal block(except C20)

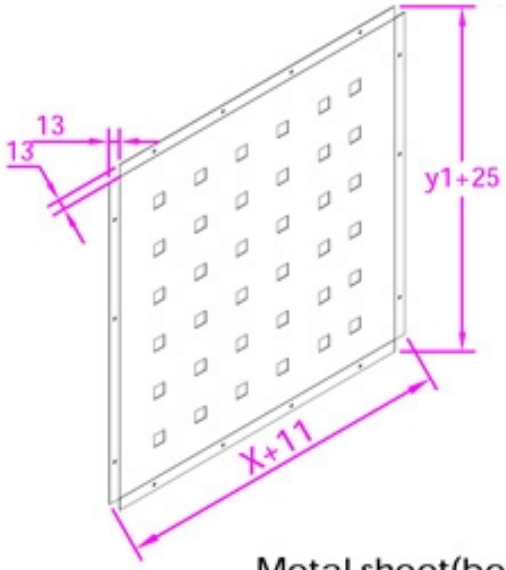
13
13
y1+25
X+11

Metal sheet(before bent)

STRUCTURE DISPLAY

01 STRUCTURE

I.C60 structure details：

1.Panel-base system, aluminum frame includes powder coated and anodized

2.Block material:(4mm)glass/polycabonate,melamine, fabric,metal sheet, white board and accessories rail

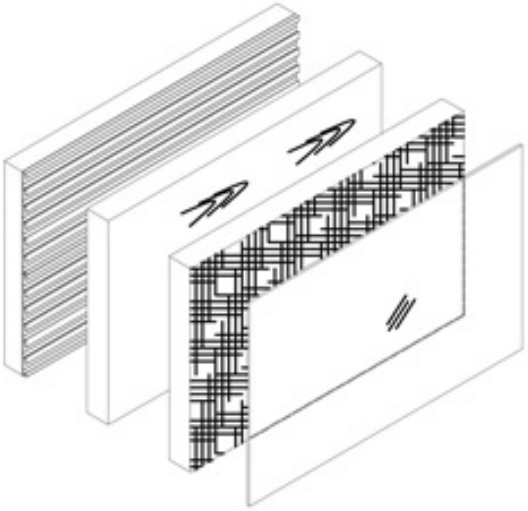

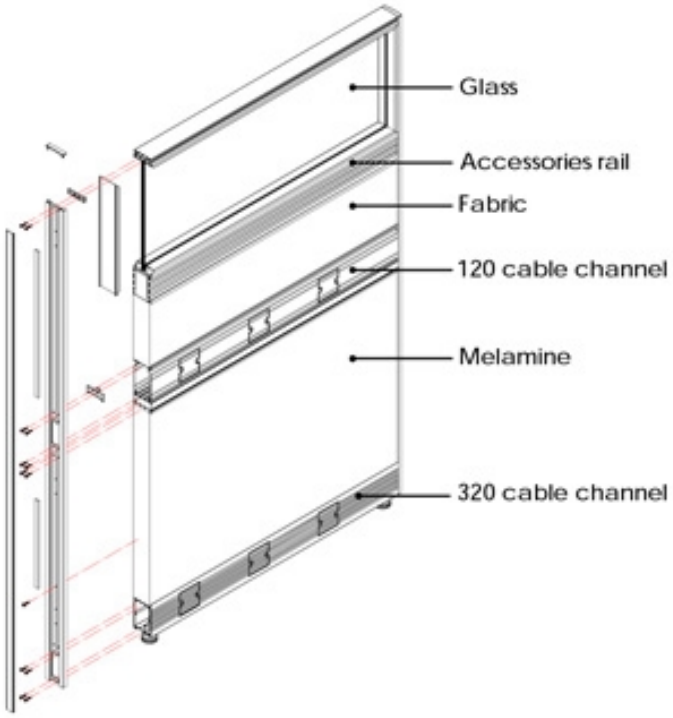
Glass
Accessories rail
Fabric
120 cable channel
Melamine
320 cable channel

3.C60 cable channel (wire): three options

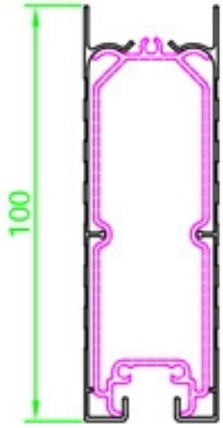

320 cable channel

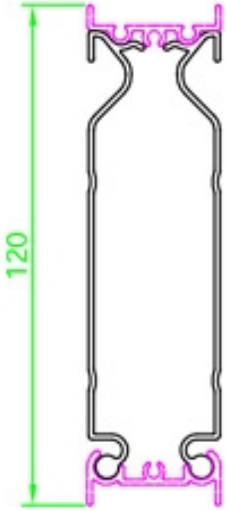

T3 cable channel

II.C60 capacity of cable channel

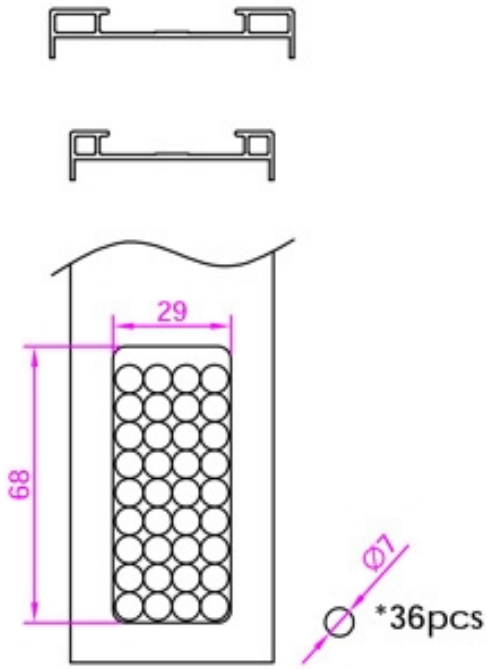
29
68
Ø7
*36pcs

320 cable channel & T3-120 cable channel

02

CONNECTIONS

I.Between panels and poles

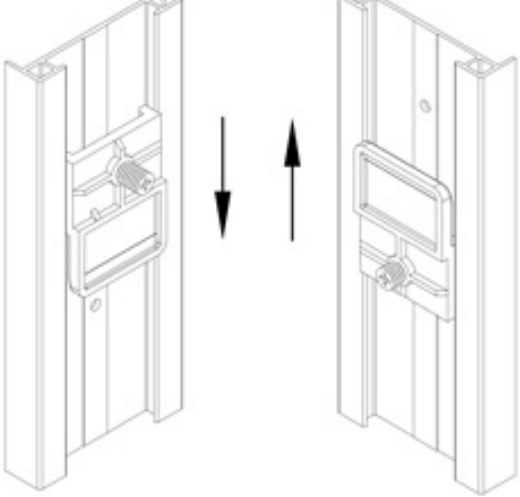

fastening

II.Different thickness connections(take L shape for example)

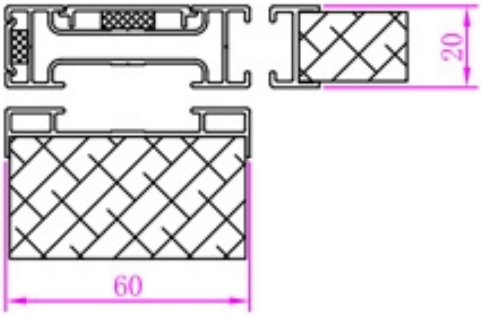

C20&C60

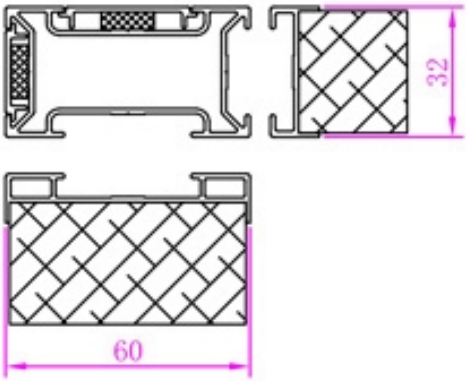

C32&C60

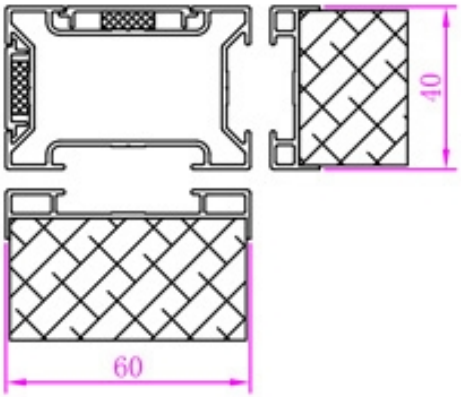

C40&C60

03

GENERAL DESIGN CHARACTER

I.C60 details：

1.Aluminum frame, block system partition

2. C60 thickness:60mm

II.End trim:

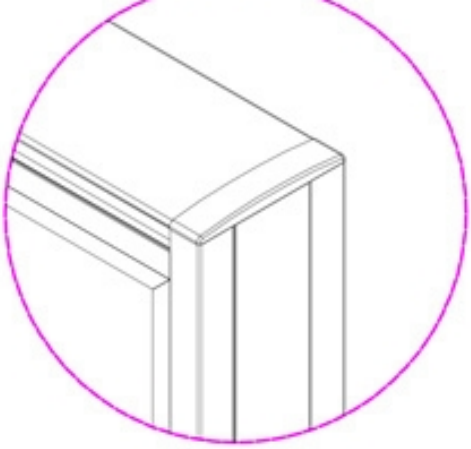

III.Corner connections:

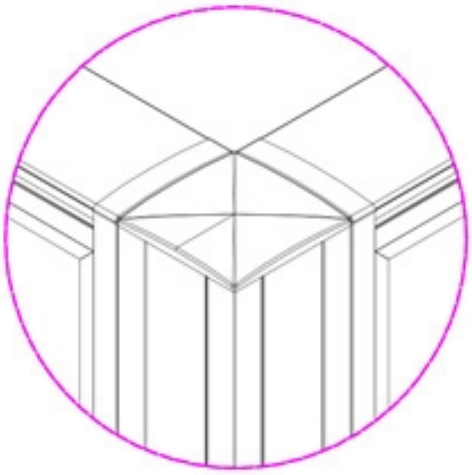

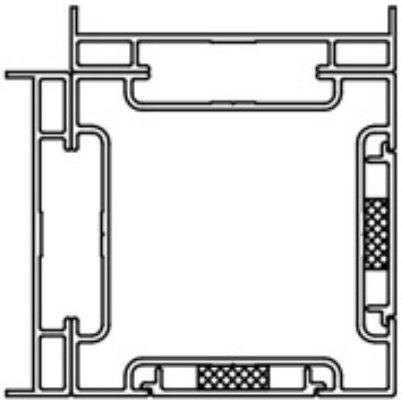

04

C60 SUPPORTINGS SYSTEM

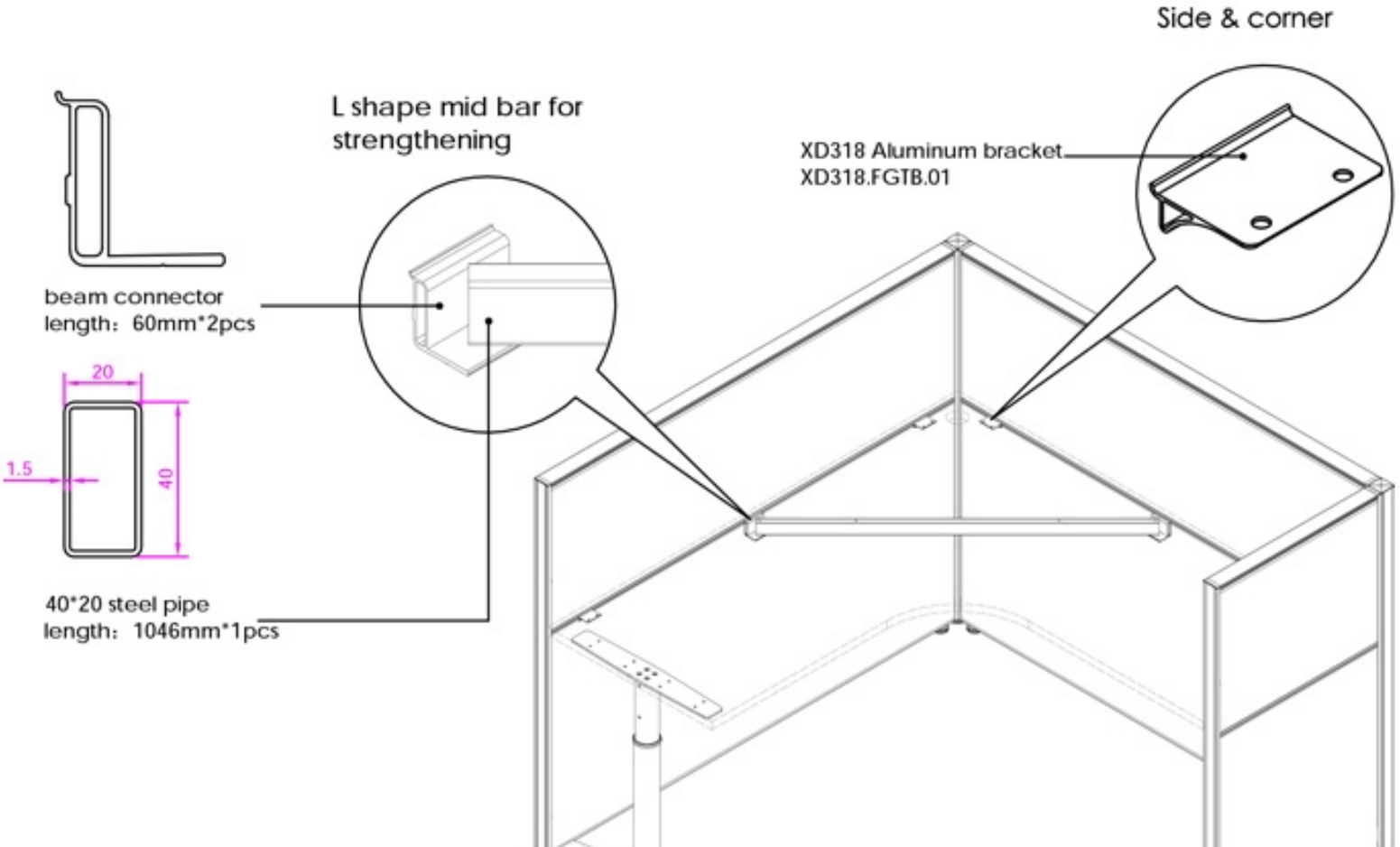
Side & corner
L shape mid bar for strengthening
XD318 Aluminum bracket
XD318.FGTB.01
beam connector
length：60mm*2pcs
20
1.5
40
40*20 steel pipe
length：1046mm*1pcs

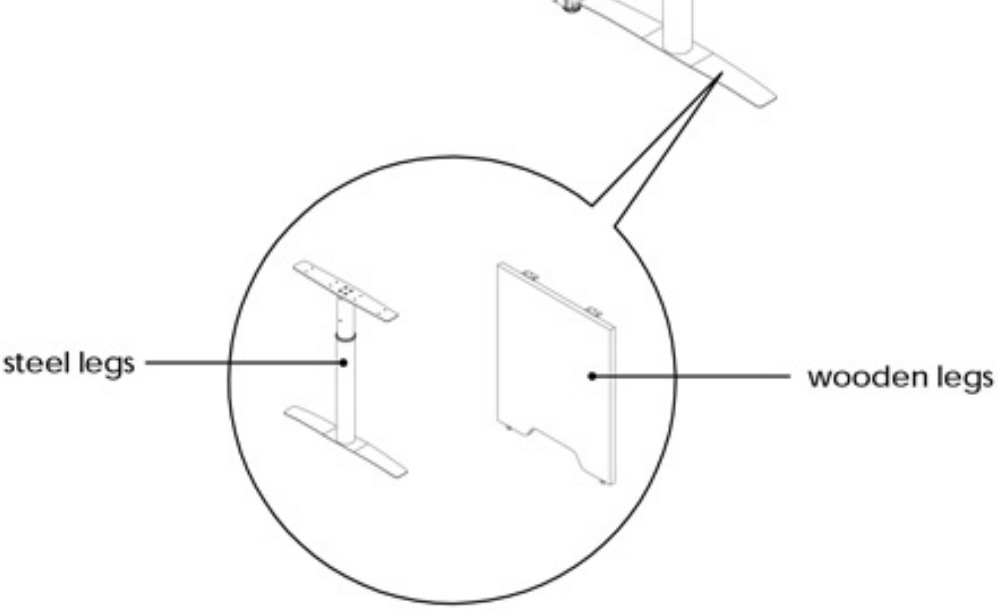
steel legs
wooden legs

Two options of side support

05

C60 HANGINGS SYSTEM

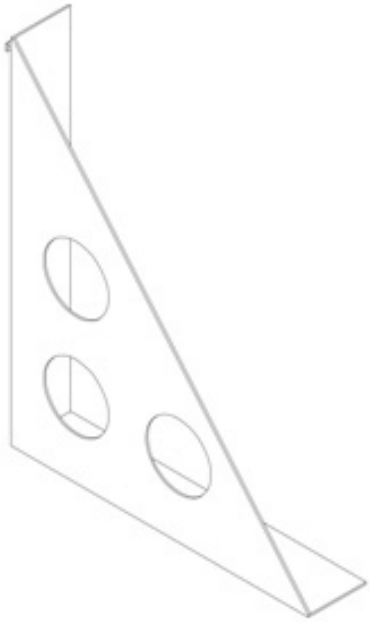

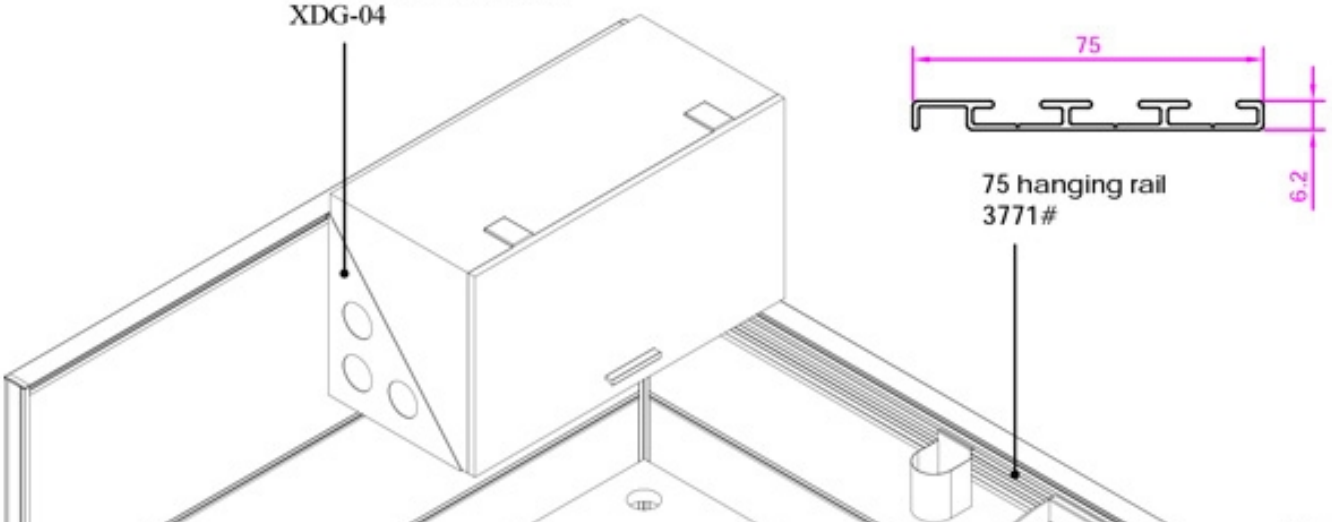
Overhead cabinet bracket
XDG-04
75
6.2
75 hanging rail
3771#

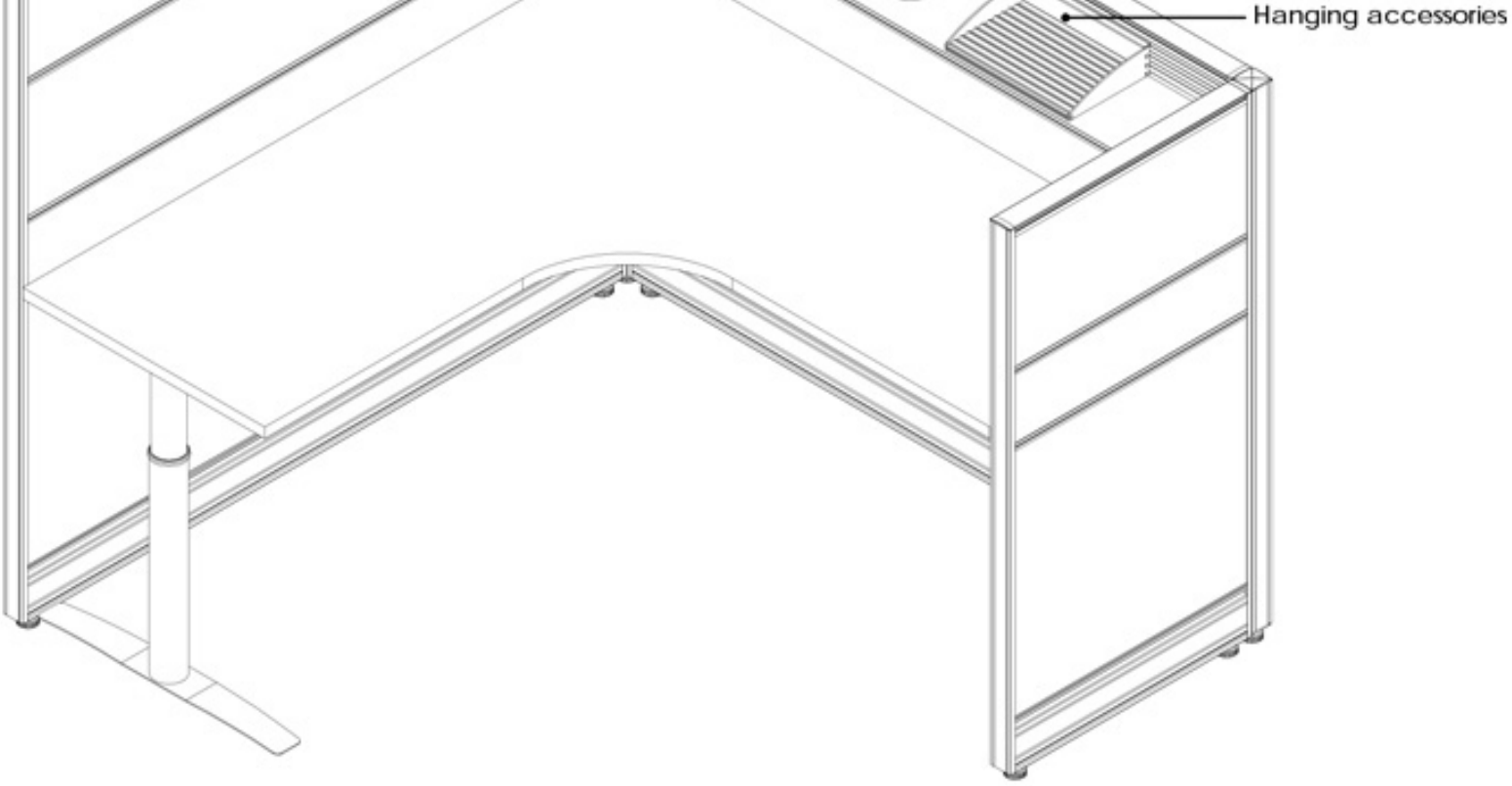
Hanging accessories

PACKAGE

Tight and firm, not easy to scatter